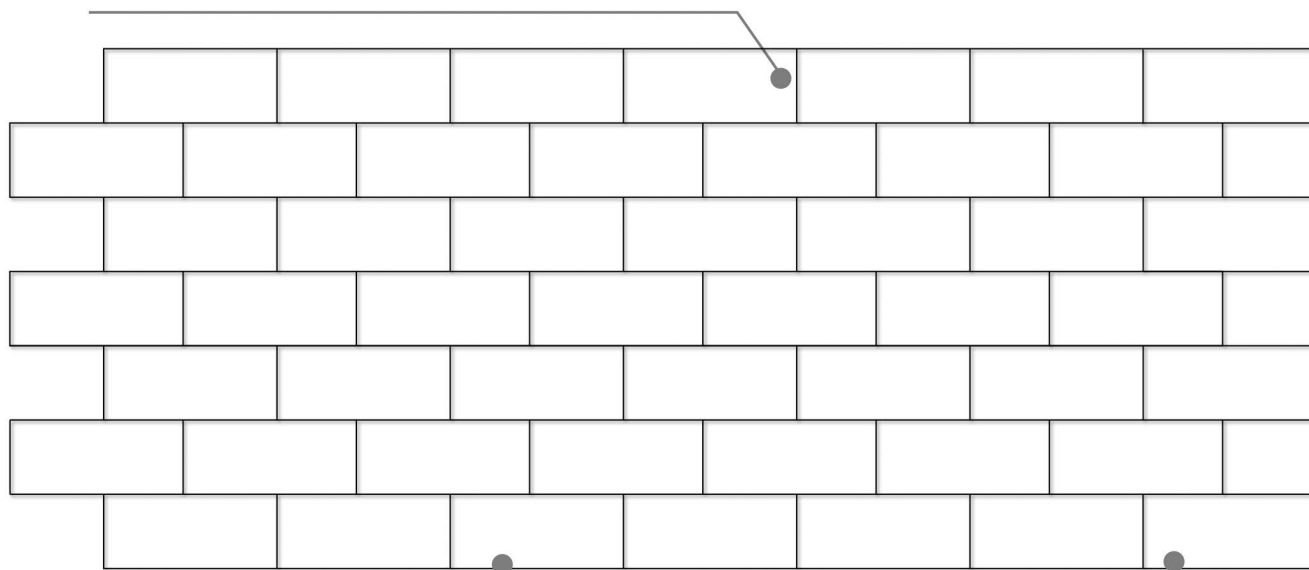


Kitchen Backsplash

Features

- Five Piece, Groutless, Acrylic Kitchen Backsplash System
- Each Panel Is **47" w X 19" h**
- Installs Directly To Drywall Or Durock
- Panels Are Easily Modified In The Field To Fit Existing Openings

Laser-etch Simulated Subway Tile Groutline




1/8" Thick Acrylic


3.5 Pounds Per Panel

Finish Options


Your choice of Onyx, Slate or Glacier simulated Subway tile groutline:



Onyx



Slate



Glacier

Backplash Kit Contents

- Five (5) Qty. Groutless, Acrylic Kitchen Backsplash Pieces
- Four (4) Qty. Supertach Adhesive Tubes
- Two (2) Qty. DuraFlex 100% Silicone Sealant
- Tile Spacers
- Two (2) Qty. Plastic Razor Blades
- Two (2) Qty. J-channels



Cleaning

AquaWalls can be wiped clean with a soft cloth and a mixture of water and a neutral, non-abrasive detergent. Standard kitchen cleaners can also be used. It's important to test a small area first with the cleaner to check for colorfastness. For removing stains, denatured alcohol and a white microfiber cloth should be used.

Specifications

Width	47"
Height	19"
Thickness	1/8"
Weight	3.5 lbs. / panel

**Installation behind a gas range is not recommended*