



# Ultrabond ECO<sup>®</sup> 975

## Standard Urethane Adhesive for Hardwood Flooring



### DESCRIPTION

*Ultrabond ECO 975* is a 100%-solids, one-component, moisture-cured urethane adhesive specifically designed for the installation of domestic solid and engineered wood flooring.

### FEATURES AND BENEFITS

- 100%-solids formulation; moisture-cured and with no solvent added
- Durable bond strength for domestic wood species
- Lifetime bond performance warranty
- Low-odor formula with negligible volatile organic compound (VOC) content
- Formula based on rapidly renewable raw materials
- Easy to trowel with excellent trowel-ridge holdout for proper adhesive bonding
- Can be used with ceramic tile and stone for mixed media installations with wood flooring

### INDUSTRY STANDARDS AND APPROVALS

#### LEED Points Contribution

#### LEED Points

MR Credit 5, Regional Materials\* ..... Up to 2 points

MR Credit 6, Rapidly Renewable Materials..... 1 point

IEQ Credit 4.1, Low-Emitting Materials – Adhesives & Sealants ..... 1 point

*\* Using this product may help contribute to LEED certification of projects in the categories shown above. Points are awarded based on contributions of all project materials.*

### WHERE TO USE

- Approved for use with solid and engineered domestic wood flooring of any width and length; finger block parquet; acrylic impregnated wood and laminated plank; and reground rubber or cork underlayments
- Approved for bonding plywood panels to concrete subfloors as required for nail-down or double-glue installation methods of the final flooring
- Interior residential (rental apartments, condominiums and homes)
- Interior commercial (office buildings, hotel rooms and hallways, and restaurant dining areas)
- Interior heavy commercial (hotel lobbies, convention centers, airports and department stores)
- Interior institutional (hospitals, schools, universities, libraries and government buildings)

### LIMITATIONS

- Do not install over any substrates containing asbestos.
- For interior installations only
- Not recommended for flooring designed for nail-down installations only
- Not recommended for bamboo flooring (use MAPEI's *Ultrabond ECO 980*, *Ultrabond ECO 985* or *Ultrabond ECO 995*)
- Not recommended for prefinished cork flooring
- Install flooring only in areas recommended by the wood-flooring manufacturer.
- Do not apply over any adhesive residues, including cutback adhesive.



- Do not install when the moisture vapor emission rate (MVER) exceeds 5 lbs. per 1,000 sq. ft. (2,27 kg per 92,9 m<sup>2</sup>) per 24 hours, when using the anhydrous calcium chloride test (ASTM F1869).
- Do not install when the relative humidity (RH) of the concrete slab exceeds 80% (ASTM F2170).
- Do not install in areas with known hydrostatic moisture problems.
- Use only when the substrate temperature is between 50°F and 90°F (10°C and 32°C), and when the ambient relative humidity is between 20% and 80%.

### **SUITABLE SUBSTRATES**

- Concrete (at least 28 days old)
- Properly prepared cement terrazzo
- Exterior-grade plywood and other approved wood substrates (per wood-flooring manufacturer recommendations)
- Existing, properly prepared ceramic tile
- Cement-based self-leveling underlayments and patching compounds
- MAPEI epoxy moisture barriers
- Properly prepared, primed gypsum underlayments that meet the requirements for compressive strength according to ASTM F2419
- Radiant-heat systems that have been properly installed

Consult MAPEI's Technical Services Department for installation recommendations regarding substrates and conditions not listed.

### **SURFACE PREPARATION**

- All substrates must be structurally sound, dry, solid and stable.
- The substrate should be clean and free of dust, dirt, oil, grease, paint, curing agents, concrete sealers, loosely bonded toppings, loose particles, and any other substance or condition that may prevent or reduce adhesion.
- Substrates must be flat to 3/16" in a 10-ft. span (4,5 mm in a 3,05-m span).
- Concrete and cement-based underlayments/patches must be cured and free of any hydrostatic and/or moisture problems.
- See MAPEI's "Surface Preparation Requirements" document in the Reference & Installation Guides section of the Floor Covering Installation Systems page on MAPEI's Website.

### **MIXING**

Note: Utilize all appropriate personal safety equipment during product use. Refer to the Safety Data Sheet for more information.

- Ready to use; no mixing is necessary.

### **PRODUCT APPLICATION**

Read all installation instructions thoroughly before installation. Refer to the wood-flooring manufacturer's guidelines for acclimation requirements and complete installation instructions.

1. Select the appropriately notched trowel (see the "Approximate Coverage" section) and spread the adhesive evenly over the subfloor, keeping the trowel at a 45° angle to the subfloor.
2. Only apply as much as can be installed within 45 to 60 minutes.
3. Install wood flooring in strict accordance with the wood-flooring manufacturer's written instructions.

### **CLEANUP**

- *Ultrabond ECO 975* is extremely difficult to remove when cured. Immediately clean any adhesive smudges from tools and the flooring material's surface with *Ultrabond® Urethane Cleaner* while the adhesive is still fresh/wet.

### **PROTECTION**

- Protect from light traffic for at least 12 hours. Protect from heavy traffic for at least 24 hours.
- Building owners should become aware of the wood-flooring manufacturer's guidelines for climate-control settings (temperature and humidity). These conditions must be monitored and kept constant to ensure the overall performance and long-term success of the installation.

## Product Performance Properties

Laboratory Tests	Results
Adhesive type	Moisture-cured polyurethane
Solids content	100%
VOCs (Rule #1168 of California's SCAQMD)	15 g per L
Density	10.5 lbs. per U.S. gal. (1,25 g per mL)
Consistency	Smooth paste
Color	Tan
Shelf life	1 year when stored in original, unopened packaging at 73°F (23°C)
Storage conditions	50°F to 90°F (10°C to 32°C)
Flash point (Tag)	> 200°F (93°C)

## Application Characteristics

Engineered Wood Flooring	Flash Time <sup>†</sup>	Working Time <sup>††</sup>	Adjustability Time <sup>†††</sup>
At 50°F (10°C) and 80% RH	0 minutes	45 to 60 minutes	2 to 3 hours
At 73°F (23°C) and 50% RH	0 minutes	45 to 60 minutes	2 to 3 hours
At 90°F (32°C) and 20% RH	0 minutes	45 to 60 minutes	4 to 5 hours

<sup>†</sup> Flash time is the recommended amount of time for a freshly applied adhesive to remain exposed to the air before the installation of floor covering.

<sup>††</sup> Working time is the maximum amount of time that an adhesive can remain exposed to the air and still effectively bond to the floor covering.

<sup>†††</sup> Adjustability time is the window of time during which the floor covering can be repositioned without compromising the bond of the adhesive.



Note: Working time may vary based on temperature, humidity, substrate porosity, trowel size and jobsite conditions.

## Packaging

Size
Metal pail, 5 U.S. gals. (18,9 L)




Protect containers from freezing in transit and storage. If frozen, material should not be stirred until it has completely thawed. Provide for heated storage on site and deliver all materials at least 24 hours before work begins.

## Approximate Coverage\*

Flooring Type	Typical Trowel	Coverage
Reground rubber and cork underlayment	 1/16" x 1/16" x 1/16" (1,5 x 1,5 x 1,5 mm) square-notch	125 to 185 sq. ft. per U.S. gal. (3,06 to 4,53 m <sup>2</sup> per L)
Finger block parquet	 1/8" x 1/8" x 1/8" (3 x 3 x 3 mm) square-notch	70 to 80 sq. ft. per U.S. gal. (1,71 to 1,96 m <sup>2</sup> per L)

Ultrabond  
**ECO® 975**



Wood flooring, < 1/2" (12 mm) thickness	 3/16" x 5/32" (4,5 x 4 mm) V-notch	45 to 55 sq. ft. per U.S. gal. (1,10 to 1,35 m <sup>2</sup> per L)
Wood flooring, 1/2" to 5/8" (12 to 16 mm) thickness	 1/8" x 1/4" x 1/4" (3 x 6 x 6 mm) square-notch	40 to 50 sq. ft. per U.S. gal. (0,98 to 1,22 m <sup>2</sup> per L)
Wood flooring, > 5/8" (16 mm) thickness	 1/4" x 1/4" x 1/4" (6 x 6 x 6 mm) square-notch	30 to 40 sq. ft. per U.S. gal. (0,73 to 0,98 m <sup>2</sup> per L)

\* Trowel dimensions are depth/width/space. Coverage shown is for estimating purposes only. Actual jobsite coverage may vary according to substrate conditions, type of trowel used and setting practices.

Refer to the SDS for specific data related to VOCs, health and safety, and handling of product.

### STATEMENT OF RESPONSIBILITY

Before using, user shall determine the suitability of the product for its intended use and user alone assumes all risks and liability whatsoever in connection therewith.

**ANY CLAIM SHALL BE DEEMED WAIVED UNLESS MADE IN WRITING TO US WITHIN FIFTEEN (15) DAYS FROM DATE IT WAS, OR REASONABLY SHOULD HAVE BEEN, DISCOVERED.**

We proudly support the following industry organizations:



#### MAPEI Headquarters of the Americas

1144 East Newport Center Drive  
Deerfield Beach, Florida 33442  
Phone: 1-888-US-MAPEI  
(1-888-876-2734)

#### Technical Services

1-800-992-6273 (U.S. and Puerto Rico)  
1-800-361-9309 (Canada)

#### Customer Service

1-800-42-MAPEI (1-800-426-2734)

#### Services in Mexico

0-1-800-MX-MAPEI (0-1-800-696-2734)

**Edition Date:** February 13, 2015

PR: 5847 MKT: 14-1260