



Koffler Sales Company

Specialists in Floor and Wall Protection
For Over 50 Years!

Wall and Ceiling Access Doors

Model: PA-3000 4x6

Item # PA-3000 4 x 6, PA-3000 Plastic Access Doors

The Acudor PA-3000 Plastic Access Door is designed to provide easy access to walls and ceilings. The high impact styrene plastic with U.V. stabilizers will not fade or corrode. The door is completely removable from the frame and fits tightly with snap latches. The white finish, with textured exposed surfaces, can be left as is or painted to match the surrounding areas. This door is easy to install by applying caulking adhesive to the back of the frame and pressing into place.



Specifications

Nom Door Size (WxH)¹	4 x 6 in
Ceiling or Wall Openings	4 1/4 x 6 1/4 in
Weight per Door	1/2 lb
Material	1/8" high impact styrene plastic with U.V. stabilizers
Door	Flush to frame - rounded safety corners
Frame	One piece outside flange with 3/4" deep mounting frame
Latch	Snap latches allow door to fit tightly within frame
Finish	White, with textured exposed surfaces

¹ Ceiling/Wall Opening is 1/4" (6mm) larger than Nominal Door Size



Koffler Sales Company

Specialists in Floor and Wall Protection
For Over 50 Years!

Wall and Ceiling Access Doors
Model: PA-3000 6x9

Item # PA-3000 6 x 9, PA-3000 Plastic Access Doors

The Acudor PA-3000 Plastic Access Door is designed to provide easy access to walls and ceilings. The high impact styrene plastic with U.V. stabilizers will not fade or corrode. The door is completely removable from the frame and fits tightly with snap latches. The white finish, with textured exposed surfaces, can be left as is or painted to match the surrounding areas. This door is easy to install by applying caulking adhesive to the back of the frame and pressing into place.



Specifications

Nom Door Size (WxH)¹	6 x 9 in
Ceiling or Wall Openings	6 1/4 x 9 1/4 in
Weight per Door	1/2 lb
Material	1/8" high impact styrene plastic with U.V. stabilizers
Door	Flush to frame - rounded safety corners
Frame	One piece outside flange with 3/4" deep mounting frame
Latch	Snap latches allow door to fit tightly within frame
Finish	White, with textured exposed surfaces

¹ Ceiling/Wall Opening is 1/4" (6mm) larger than Nominal Door Size




Koffler Sales Company

Specialists in Floor and Wall Protection
For Over 50 Years!

Wall and Ceiling Access Doors
Model: PA-3000 8x8

Item # PA-3000 8 x 8, PA-3000 Plastic Access Doors

The Acudor PA-3000 Plastic Access Door is designed to provide easy access to walls and ceilings. The high impact styrene plastic with U.V. stabilizers will not fade or corrode. The door is completely removable from the frame and fits tightly with snap latches. The white finish, with textured exposed surfaces, can be left as is or painted to match the surrounding areas. This door is easy to install by applying caulking adhesive to the back of the frame and pressing into place.



Specifications


Nom Door Size (WxH)¹	8 x 8 in
Ceiling or Wall Openings	8 1/4 x 8 1/4 in
Weight per Door	1/2 lb
Material	1/8" high impact styrene plastic with U.V. stabilizers
Door	Flush to frame - rounded safety corners
Frame	One piece outside flange with 3/4" deep mounting frame
Latch	Snap latches allow door to fit tightly within frame
Finish	White, with textured exposed surfaces

¹ Ceiling/Wall Opening is 1/4" (6mm) larger than Nominal Door Size



Item # PA-3000 12 x 12, PA-3000 Plastic Access Doors

The Acudor PA-3000 Plastic Access Door is designed to provide easy access to walls and ceilings. The high impact styrene plastic with U.V. stabilizers will not fade or corrode. The door is completely removable from the frame and fits tightly with snap latches. The white finish, with textured exposed surfaces, can be left as is or painted to match the surrounding areas. This door is easy to install by applying caulking adhesive to the back of the frame and pressing into place.



Specifications

Nom Door Size (WxH)¹	12 x 12 in
Weight per Door	1/2 lb
Material	1/8" high impact styrene plastic with U.V. stabilizers
Door	Flush to frame - rounded safety corners
Frame	One piece outside flange with 3/4" deep mounting frame
Latch	Snap latches allow door to fit tightly within frame
Finish	White, with textured exposed surfaces

¹ Ceiling/Wall Opening is 1/4" (6mm) larger than Nominal Door Size




Koffler Sales Company

Specialists in Floor and Wall Protection
For Over 50 Years!

Wall and Ceiling Access Doors
Model: PA-3000 14x14

Item # PA-3000 14 x 14, PA-3000 Plastic Access Doors

The Acudor PA-3000 Plastic Access Door is designed to provide easy access to walls and ceilings. The high impact styrene plastic with U.V. stabilizers will not fade or corrode. The door is completely removable from the frame and fits tightly with snap latches. The white finish, with textured exposed surfaces, can be left as is or painted to match the surrounding areas. This door is easy to install by applying caulking adhesive to the back of the frame and pressing into place.



Specifications

Nom Door Size (WxH)¹	14 x 14 in
Ceiling or Wall Openings	14 1/4 x 14 1/4 in
Weight per Door	1 1/2 lb
Material	1/8" high impact styrene plastic with U.V. stabilizers
Door	Flush to frame - rounded safety corners
Frame	One piece outside flange with 3/4" deep mounting frame
Latch	Snap latches allow door to fit tightly within frame
Finish	White, with textured exposed surfaces

¹ Ceiling/Wall Opening is 1/4" (6mm) larger than Nominal Door Size




Koffler Sales Company

Specialists in Floor and Wall Protection
For Over 50 Years!

Wall and Ceiling Access Doors
Model: PA-3000 14x29

Item # PA-3000 14 x 29, PA-3000 Plastic Access Doors

The Acudor PA-3000 Plastic Access Door is designed to provide easy access to walls and ceilings. The high impact styrene plastic with U.V. stabilizers will not fade or corrode. The door is completely removable from the frame and fits tightly with snap latches. The white finish, with textured exposed surfaces, can be left as is or painted to match the surrounding areas. This door is easy to install by applying caulking adhesive to the back of the frame and pressing into place.



Specifications

Nom Door Size (WxH)¹	14 x 29 in
Ceiling or Wall Openings	14 1/4 x 29 1/4 in
Weight per Door	4 lb
Material	1/8" high impact styrene plastic with U.V. stabilizers
Door	Flush to frame - rounded safety corners
Frame	One piece outside flange with 3/4" deep mounting frame
Latch	Snap latches allow door to fit tightly within frame
Finish	White, with textured exposed surfaces

¹ Ceiling/Wall Opening is 1/4" (6mm) larger than Nominal Door Size



Koffler Sales Company

Specialists in Floor and Wall Protection
For Over 50 Years!

Wall and Ceiling Access Doors
Model: PA-3000 18x18

Item # PA-3000 18 x 18, PA-3000 Plastic Access Doors

The Acudor PA-3000 Plastic Access Door is designed to provide easy access to walls and ceilings. The high impact styrene plastic with U.V. stabilizers will not fade or corrode. The door is completely removable from the frame and fits tightly with snap latches. The white finish, with textured exposed surfaces, can be left as is or painted to match the surrounding areas. This door is easy to install by applying caulking adhesive to the back of the frame and pressing into place.



Specifications

Nom Door Size (WxH)¹	18 x 18 in
Weight per Door	2-1/4 lb
Material	1/8" high impact styrene plastic with U.V. stabilizers
Door	Flush to frame - rounded safety corners
Frame	One piece outside flange with 3/4" deep mounting frame
Latch	Snap latches allow door to fit tightly within frame
Finish	White, with textured exposed surfaces

¹ Ceiling/Wall Opening is 1/4" (6mm) larger than Nominal Door Size




Koffler Sales Company

Specialists in Floor and Wall Protection
For Over 50 Years!

Wall and Ceiling Access Doors
Model: PA-3000 22x22

Item # PA-3000 22 x 22, PA-3000 Plastic Access Doors

The Acudor PA-3000 Plastic Access Door is designed to provide easy access to walls and ceilings. The high impact styrene plastic with U.V. stabilizers will not fade or corrode. The door is completely removable from the frame and fits tightly with snap latches. The white finish, with textured exposed surfaces, can be left as is or painted to match the surrounding areas. This door is easy to install by applying caulking adhesive to the back of the frame and pressing into place.



Specifications

Nom Door Size (WxH)¹	22 x 22 in
Ceiling or Wall Openings	22 1/4 x 22 1/4 in
Weight per Door	4 lb
Material	1/8" high impact styrene plastic with U.V. stabilizers
Door	Flush to frame - rounded safety corners
Frame	One piece outside flange with 3/4" deep mounting frame
Latch	Snap latches allow door to fit tightly within frame
Finish	White, with textured exposed surfaces

¹ Ceiling/Wall Opening is 1/4" (6mm) larger than Nominal Door Size




Koffler Sales Company

Specialists in Floor and Wall Protection
For Over 50 Years!

Wall and Ceiling Access Doors
Model: PA-3000 24x24

Item # PA-3000 24 x 24

The Acudor PA-3000 Plastic Access Door is designed to provide easy access to walls and ceilings. The high impact styrene plastic with U.V. stabilizers will not fade or corrode. The door is completely removable from the frame and fits tightly with snap latches. The white finish, with textured exposed surfaces, can be left as is or painted to match the surrounding areas. This door is easy to install by applying caulking adhesive to the back of the frame and pressing into place.



Specifications

Nom Door Size (WxH)¹	24 x 24 in
Ceiling or Wall Openings	24 1/4 x 24 1/4 in
Weight per Door	5 lb
Material	1/8" high impact styrene plastic with U.V. stabilizers
Door	Flush to frame - rounded safety corners
Frame	One piece outside flange with 3/4" deep mounting frame
Latch	Snap latches allow door to fit tightly within frame
Finish	White, with textured exposed surfaces

¹ Ceiling/Wall Opening is 1/4" (6mm) larger than Nominal Door Size